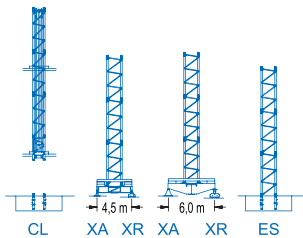
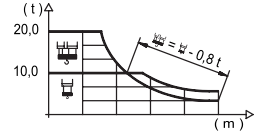


R	40	44	50	54	60	64	70	74	m
POWER	9680	8470	7260	6380	4950	4400	3300	2970	kg
LIFT									


2100 Series

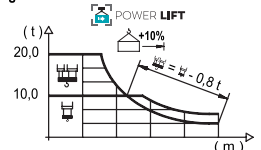
Load Chart / 载荷曲线

R (m)	HUH					HUH														
74	12,3 20000	15 15880	18 12820	20 11320	22,2 10000	23,8 10000	27 8680	30 7720	32 7180	35 6490	38 5920	40 5580	44 5000	50 4320	54 3950	60 3480	64 3220	70 2890	74,0 2700	m kg
70	12,7 20000	15 16390	18 13250	20 11700	22,8 10000	24,5 10000	27 8960	30 7970	32 7420	35 6710	38 6120	40 5770	44 5180	50 4470	54 4090	60 3610	64 3340	70 3000	74,0 3000	m kg
64	14,5 20000	18 15640	20 13840	22 12390	26,4 10000	28,4 10000	30 9400	32 8760	35 7930	38 7240	40 6830	44 6140	50 5320	54 4870	60 4310	64 4000	70 4000	74,0 4000	m kg	
60	15,0 20000	18 16260	20 14400	22 12900	25 11100	27,3 10000	29,4 10000	32 9110	35 8260	38 7540	40 7120	44 6400	50 5540	54 5080	60 4500	64 4500	70 4500	74,0 4500	m kg	
54	16,8 20000	18 18460	20 16370	22 14670	25 12660	27 11580	30,6 10000	33,0 10000	35 9380	38 8570	40 8100	44 7290	50 6320	54 5800	60 5800	64 5800	70 5800	74,0 5800	m kg	
50	17,4 20000	20 17050	22 15290	25 13200	27 12080	30 10680	31,7 10000	34,3 10000	38 8940	40 8450	44 7610	50 6600	54 6600	60 6600	64 6600	70 6600	74,0 6600	m kg		
44	17,5 20000	20 17210	22 15440	25 13330	27 12200	30 10790	32,0 10000	34,7 10000	38 9050	40 8550	44 7700	50 7700	54 7700	60 7700	64 7700	70 7700	74,0 7700	m kg		
40	17,9 20000	20 17680	22 15860	25 13700	27 12540	30 11100	32,8 10000	35,6 10000	38 9310	40 8800	44 8800	50 8800	54 8800	60 8800	64 8800	70 8800	74,0 8800	m kg		



Load Chart Powerlift / 载荷曲线 Powerlift

R (m)	HUH					HUH														
74	13,2 20000	15 17280	18 13980	20 12360	23,9 10000	25,6 10000	28 9110	30 8430	32 7850	35 7100	38 6470	40 6110	44 5480	50 4730	54 4330	60 3820	64 3540	70 3180	74,0 2970	m kg
70	13,6 20000	15 17860	18 14460	20 12780	23 10850	24,6 10000	26,4 10000	30 8690	32 8090	35 7320	38 6680	40 6300	44 5660	50 4890	54 4480	60 3960	64 3670	70 3300	74,0 3300	m kg
64	15,7 20000	18 17110	20 15160	23 12900	25 11000	28,6 10000	30,7 10000	32 9570	35 8670	38 7920	40 7480	44 6730	50 5830	54 5340	60 4740	64 4400	70 4400	74,0 4400	m kg	
60	16,3 20000	18 17810	20 15790	23 13440	25 12200	28,9 10000	29,6 10000	31,9 10000	35 9040	38 8250	40 7800	44 7020	50 6080	54 5580	60 4950	64 4950	70 4950	74,0 4950	m kg	
54	18,2 20000	20 17970	23 15320	25 13930	28 12220	30 11280	33,3 10000	35,9 10000	38 9400	40 8890	44 8000	50 6950	54 6380	60 6380	64 6380	70 6380	74,0 6380	m kg		
50	18,9 20000	23 15980	25 14530	28 12760	30 11780	34,5 10000	37,4 10000	38 9280	40 8360	44 7260	50 6260	54 5800	60 5800	64 5800	70 5800	74,0 5800	m kg			
44	19,1 20000	23 16160	25 14690	28 12900	30 11920	34,9 10000	37,8 10000	38 9400	40 8470	44 7400	50 6400	54 6400	60 6400	64 6400	70 6400	74,0 6400	m kg			
40	19,5 20000	23 16610	25 15110	28 13270	30 12260	37,8 11380	38,8 10000	38,8 10000	40 9680	44 9680	50 9680	54 9680	60 9680	64 9680	70 9680	74,0 9680	m kg			



Valid data up to 100 m HUH. Additional heights on request.
此数据仅适用于吊钩高度100m以下，其他高度请咨询。

Mechanisms / 机构

HFU4-50-50

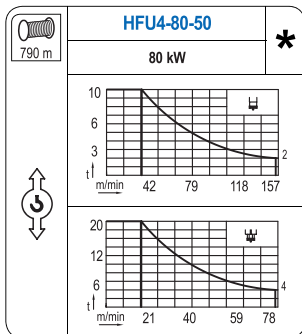
50 kW

790 m

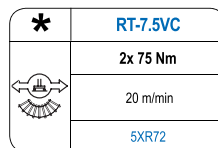
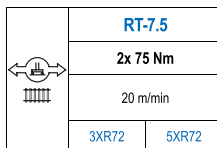
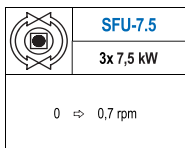
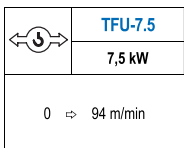
2,4

4,8

4,8



For mechanisms with high drum capacity, request wire rope loads deduction.
使用大容量机构，起升载荷需考虑扣除钢丝绳的重量。



POWER / 功率				Operating voltage / 工作电压	Required power 需要功率
Hoist / 起升机构	Trolley / 变幅机构	Slewing / 回转机构	Travel / 行走机构		
HFU4-50-50	TFU-7.5	(3x) SFU-7.5	(2x) RT-7.5	400 V 3ph 50 Hz	148 kVA
HFU4-80-50					208 kVA

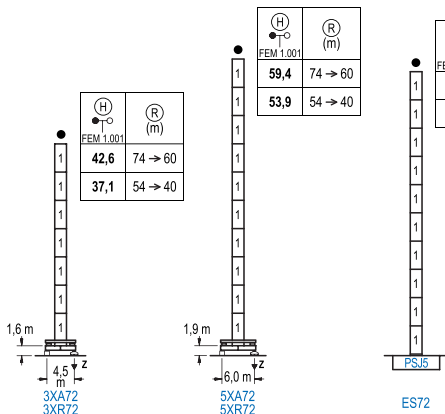
Optional 选项
*

2100 Series

Heights Under Hook / 吊钩以下高度

Ø 2.0 m

FEM 1.001



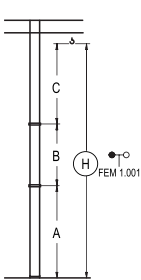
	n°	Ref.	Ø	h
	1	SJ25	2.0	5.5
1xSJ25 = 1xSJ25M				

R max. 最大压力	In operation 工作状态	3XR72..... 102 t 5XR72..... 102 t
	Out of service 非工作状态	3XR72..... 79 t 5XR72..... 110 t

Other wind zones or additional hook heights on request
其他风区或另外的吊钩高度请咨询

Braced crane / 外附着塔机

FEM 1.001

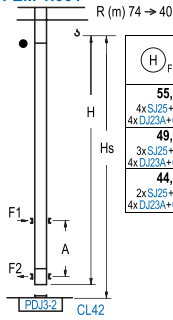


	3XA72				5XA72			
R (m)	74 → 60	54 → 40	74 → 60	54 → 40	74 → 60	54 → 40	74 → 60	54 → 40
A max	29,1	23,6	23,6	45,9	40,4	40,4	40,4	40,4
A min	23,6	23,6	23,6	23,6	23,6	23,6	23,6	23,6
B max	-	33,0	-	33,0	-	33,0	-	33,0
B min	-	16,5	-	16,5	-	16,5	-	16,5
C max	52,0	46,5	46,5	46,5	46,5	46,5	46,5	46,5
H max	81,1	108,6	70,1	103,1	92,4	125,4	86,9	119,9

	ES72			
R (m)	74 → 60	54 → 40	74 → 60	54 → 40
A max	44,1	38,6	44,1	38,6
A min	22,1	22,1	22,1	22,1
B max	-	33,0	-	33,0
B min	-	16,5	-	16,5
C max	52,0	46,5	46,5	46,5
H max	96,1	123,6	85,1	118,1

Internal Climbing Crane / 内爬塔机

FEM 1.001



	Hs < 400 m	
	A max (m)	A min (m)
55,4 m	22,3	10,0
49,9 m	19,6	9,0
44,4 m	16,8	7,0

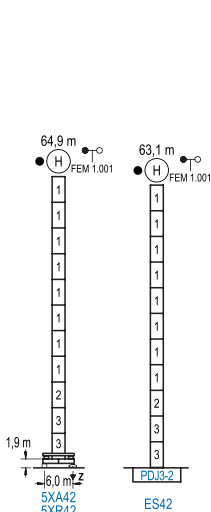
n°	Ref.	h
1	SJ25	2,0 5,5
2	TDJ23A	2,0 5,5
4	DJ23A	2,0 5,5
18	CLDJ23A-12	2,0 3,4

1xSJ25 = 1xSJ25M

Other wind zones or additional hook heights on request
其他风区或另外的吊钩高度请咨询

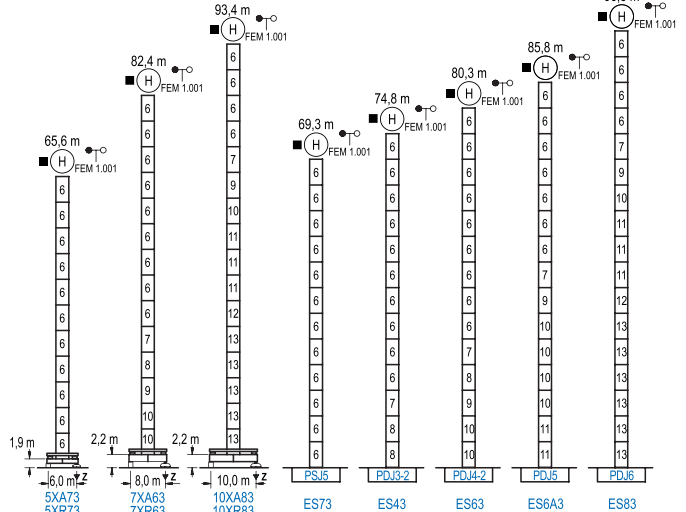
Heights Under Hook 吊钩以下高度

FEM 1.001



Heights Under Hook 吊钩以下高度

FEM 1.001



n°	Ref.	h	n°	Ref.	h	n°	Ref.	h	n°	Ref.	h
1	SJ25	2,0 5,5	6	SJ35	2,5 5,5	9	TDJ34	2,5 5,5	12	TDJ36B	2,5 5,5
2	TDJ23A	2,0 5,5	7	TDJ33A	2,5 5,5	10	DJ34	2,5 5,5	13	DJ36	2,5 5,5
3	DJ23	2,0 5,5	8	DJ33	2,5 5,5	11	DJ35	2,5 5,5			

1xSJ25 = 1xSJ25M

Other wind zones or additional hook heights on request
其他风区或另外的吊钩高度请咨询